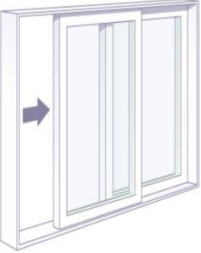


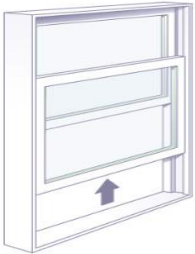
STC Ratings

Updated: 06/18/2021 by K.Pim

Operating Style	Series Numbers	Glass 1	Glass 2	Spacer		STC	OITC	Test Date	Test Number
				Intercept or Cardinal	Foam or Dura****				
horizontal slider 	3110 size tested 6040	1/8	1/8	-	-	29	23	10/30/99	TL98-379
		1/8	3/16	-	-	33	27	4/22/99	TL99-170
		1/8	5/32	-	-				
		3/16	1/8	-	-				
		5/32	1/8	-	-	33	28	4/22/99	TL99-168
		1/8	1/4	-	-				
		1/4	1/8	-	-	35	28	10/30/99	TL98-378
		1/8	LAM	-	-				
		LAM	1/8	-	-				
		3/16	3/16						
		5/32	5/32					not	tested
		3/16	5/32						
		5/32	3/16						
		3/16	1/4						
		5/32	1/4					not	tested
1/4	3/16								
1/4	5/32								
3/16	LAM	-	-	36	29	4/22/99	TL99-169		
5/32	LAM	-	-						
LAM	3/16	-	-						
LAM	5/32	-	-						
1/4	1/4					not	tested		
1/4	LAM					not	tested		
LAM	1/4								
LAM	LAM					not	tested		


STC Ratings

Updated: 06/18/2021 by K.Pim

Operating Style	Series Numbers	Glass 1	Glass 2	Spacer		STC	OITC	Test Date	Test Number
				Intercept or Cardinal	Foam or Dura****				
single hung 	3210 size tested 4060	1/8	1/8	-	-	28	22	10/27/98	TL98-364
		1/8	3/16	-	-	33	27	5/19/99	TL99-204
		1/8	5/32	-	-				
		3/16	1/8	-	-	33	28	5/19/99	TL99-205
		5/32	1/8	-	-				
		1/8	1/4	-	-	34	28	5/19/99	TL99-206
		1/4	1/8	-	-				
		1/8	LAM	-	-	34	28	5/19/99	TL99-206
		LAM	1/8	-	-				
		3/16	3/16	-	-	34	28	5/20/99	TL99-212
		5/32	5/32	-	-				
		3/16	5/32	-	-	34	28	5/20/99	TL99-212
		5/32	3/16	-	-				
		3/16	1/4	-	-	34	28	5/20/99	TL99-212
5/32	1/4	-	-						
1/4	3/16	-	-	34	28	5/20/99	TL99-212		
1/4	5/32	-	-						
3/16	LAM	-	-	34	28	5/20/99	TL99-212		
5/32	LAM	-	-						
LAM	3/16	-	-	34	28	5/20/99	TL99-212		
LAM	5/32	-	-						
1/4	1/4	-	-	34	28	5/20/99	TL99-212		
1/4	1/4	-	-						
1/4	LAM	-	-	34	28	5/20/99	TL99-212		
LAM	1/4	-	-						
LAM	LAM	-	-	34	28	5/20/99	TL99-212		
LAM	LAM	-	-						

STC Ratings

Updated: 06/18/2021 by K.Pim

Operating Style	Series Numbers	Glass 1	Glass 2	Spacer		STC	OITC	Test Date	Test Number		
				Intercept or Cardinal	Foam or Dura****						
picture window (step pw's) 	3310 3315	1/8	1/8	-	-	28	24	10/29/98	TL98-373		
		1/8	3/16	-	-	32	26	4/22/99	TL99-163		
		1/8	5/32								
	3/16	1/8									
			5/32	1/8							
			1/8	1/4	-	-	33	27	4/22/99	TL99-162	
			1/4	1/8							
			1/8	LAM	-	-	34	28	10/29/98	TL98-372	
			LAM	1/8							
		size tested 6040	3/16	3/16					not	tested	
			5/32	5/32							
			3/16	5/32							
			5/32	3/16							
			3/16	1/4						not	tested
			5/32	1/4							
	1/4		3/16								
	1/4	5/32									
		3/16	LAM	-	-	35	29	4/22/99	TL99-166		
		5/32	LAM								
		LAM	3/16								
		LAM	5/32								
		1/4	1/4					not	tested		
		1/4	LAM					not	tested		
		LAM	1/4					not	tested		
		LAM	LAM					not	tested		


STC Ratings

Updated: 06/18/2021 by K.Pim

Operating Style	Series Numbers	Glass 1	Glass 2	Spacer		STC	OITC	Test Date	Test Number	
				Intercept or Cardinal	Foam or Dura****					
picture window (slider pw) 	3371	1/8	1/8					not	tested	
		1/8	3/16							
		1/8	5/32						not	tested
		3/16	1/8							
		5/32	1/8							
		1/8	1/4						not	tested
		1/4	1/8							
		1/8	LAM						not	tested
		LAM	1/8							
		3/16	3/16							
		5/32	5/32						not	tested
		3/16	5/32							
		5/32	3/16							
		3/16	1/4							
		5/32	1/4						not	tested
1/4	3/16									
1/4	5/32									
3/16	LAM									
5/32	LAM						not	tested		
LAM	3/16									
LAM	5/32									
1/4	1/4						not	tested		
1/4	LAM									
LAM	1/4						not	tested		
LAM	LAM						not	tested		

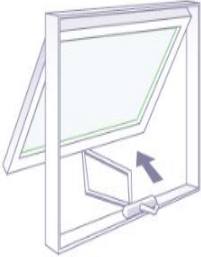
STC Ratings

Updated: 06/18/2021 by K.Pim

Operating Style	Series Numbers	Glass 1	Glass 2	Spacer		STC	OITC	Test Date	Test Number	
				Intercept or Cardinal	Foam or Dura****					
picture window (radius) 	3710	1/8	1/8	-	-	29	23	9/5/06	TL06-329	
		1/8	3/16							
		1/8	5/32	-	-	32	25	9/5/06	TL06-332	
		3/16	1/8							
		5/32	1/8							
		1/8	1/4	-	-	34	28	9/8/00	TL06-351	
		1/4	1/8							
		1/8	LAM	-	-	33	27	9/8/06	TL06-350	
		LAM	1/8							
	size tested 6040 (rectangular)		3/16	3/16						
			5/32	5/32	-	-	29	24	9/5/06	TL06-333
			3/16	5/32						
			5/32	3/16						
			3/16	1/4						
			5/32	1/4						
			1/4	3/16					not	tested
		1/4	5/32							
		3/16	LAM							
		5/32	LAM	-	-	35	28	9/5/06	TL06-331	
		LAM	3/16							
		LAM	5/32							
	1/4	1/4						not	tested	
	1/4	LAM						not	tested	
	LAM	1/4								
	LAM	LAM	-	-	36	28	9/5/06	TL06-330		

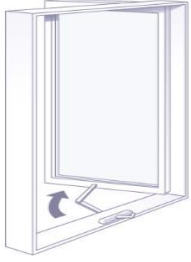
STC Ratings

Updated: 06/18/2021 by K.Pim

Operating Style	Series Numbers	Glass 1	Glass 2	Spacer		STC	OITC	Test Date	Test Number	
				Intercept or Cardinal	Foam or Dura****					
awning 	3410	1/8	1/8					not	tested	
		1/8	3/16							
		1/8	5/32							
		3/16	1/8						not	tested
		5/32	1/8							
		1/8	1/4							
		1/4	1/8						not	tested
		1/8	LAM							
		LAM	1/8						not	tested
		3/16	3/16							
		5/32	5/32							
		3/16	5/32						not	tested
		5/32	3/16							
		3/16	1/4							
		5/32	1/4							
1/4	3/16						not	tested		
1/4	5/32									
3/16	LAM									
5/32	LAM									
LAM	3/16						not	tested		
LAM	5/32									
1/4	1/4									
1/4	LAM									
LAM	1/4						not	tested		
LAM	LAM									
							not	tested		


STC Ratings

Updated: 06/18/2021 by K.Pim

Operating Style	Series Numbers	Glass 1	Glass 2	Spacer		STC	OITC	Test Date	Test Number
				Intercept or Cardinal	Foam or Dura****				
casement 	3510	1/8	1/8	-	-	28	23	10/26/98	TL98-360
		1/8	3/16	-	-	34	28	10/5/04	TL04-469
		1/8	5/32						
		3/16	1/8						
		5/32	1/8						
	1/8	1/4	-	-	36	28	10/6/04	TL04-470	
	1/4	1/8							
	1/8	LAM	-	-	36	29	10/26/98	TL98-359	
	LAM	1/8							
	size tested 3050	3/16	3/16	X	<--	30	25	9/24/18	I9015.01
		5/32	5/32						
		3/16	5/32						
		5/32	3/16						
		3/16	1/4						
		5/32	1/4					not	tested
1/4		3/16							
1/4		5/32							
3/16	LAM								
5/32	LAM					not	tested		
LAM	3/16								
LAM	5/32								
1/4	1/4					not	tested		
1/4	LAM					not	tested		
LAM	1/4								
LAM	LAM					not	tested		


STC Ratings

Updated: 06/18/2021 by K.Pim

Operating Style	Series Numbers	Glass 1	Glass 2	Spacer		STC	OITC	Test Date	Test Number
				Intercept or Cardinal	Foam or Dura****				
sliding door 	3626	1/8	1/8	-	-	30	25	9/11/03	TL03-357
		1/8	3/16	-	-	32	27	9/11/03	TL03-363
		1/8	5/32						
		3/16	1/8						
		5/32	1/8					not	tested
	1/8	1/4							
	1/4	1/8							
	1/8	LAM	-	-	32	28	9/11/03	TL03-359	
	LAM	1/8							
	size tested 6068	3/16	3/16	-	-	31	27	9/11/03	TL03-360
		5/32	5/32						
		3/16	5/32						
		5/32	3/16						
		3/16	1/4	-	-	32	29	9/11/03	TL03-361
		5/32	1/4						
1/4		3/16							
1/4		5/32							
3/16		LAM	-	-	32	28	9/11/03	TL03-358	
5/32		LAM							
LAM	3/16								
LAM	5/32								
1/4	1/4					not	tested		
1/4	LAM					not	tested		
LAM	1/4								
LAM	LAM	-	-	34	30	9/11/03	TL03-362		


STC Ratings

Updated: 06/18/2021 by K.Pim

Operating Style	Series Numbers	Glass 1	Glass 2	Spacer		STC	OITC	Test Date	Test Number	
				Intercept or Cardinal	Foam or Dura****					
 <p>swing door (inswing)</p>	3642 (4 9/16" wall)	1/8	1/8	-	-	29	23	4/3/09	TL09-333	
		1/8	3/16	-	-	31	27	4/3/09	TL09-335	
	3662 (6 9/16" wall)	1/8	5/32	-	-	31	27	4/3/09	TL09-335	
		3/16	1/8	-	-					
		size tested 6068	5/32	1/8	-	-	31	27	4/3/09	TL09-340
			1/8	1/4	-	-	31	27	4/3/09	TL09-340
			1/4	1/8	-	-	31	27	4/3/09	TL09-340
			1/8	LAM	X		31	27	4/3/09	TL09-337
			LAM	1/8						
			3/16	3/16			-	-	not	tested
			5/32	5/32						
			3/16	5/32						
			5/32	3/16						
			3/16	1/4						
		5/32	1/4	-	-	32	27	4/3/09	TL09-336	
		1/4	3/16							
		1/4	5/32							
		3/16	LAM							
		5/32	LAM	-	-	32	28	4/3/09	TL09-334	
		LAM	3/16							
		LAM	5/32							
		1/4	1/4			-	-	not	tested	
		1/4	LAM							
		LAM	1/4	-	-	31	27	4/3/09	TL09-339	
		LAM	LAM	-	-	32	28	4/3/09	TL09-341	


STC Ratings

Updated: 06/18/2021 by K.Pim

Operating Style	Series Numbers	Glass 1	Glass 2	Spacer		STC	OITC	Test Date	Test Number		
				Intercept or Cardinal	Foam or Dura****						
swing door (outswing) 	3645 (4 9/16" wall)	1/8	1/8	-	-	30	25	5/3/10	TL10-383		
		1/8	3/16	-	-	33	27	5/3/10	TL10-384		
	3665 (6 9/16" wall)	1/8	5/32	-	-	32	27	5/4/10	TL10-389		
		3/16	1/8	-	-						
	size tested 6068	3665 (6 9/16" wall)	5/32	1/8	-	-	34	28	5/4/10	TL10-390	
			1/8	1/4	-	-	not	tested			
		1/4	1/8	-	-						
		3665 (6 9/16" wall)	3/16 5/32	3/16	3/16	-	-	33	28	5/3/10	TL10-385
				5/32	5/32	-	-				
		3665 (6 9/16" wall)	3/16 5/32	3/16	5/32	-	-	34	28	5/4/10	TL10-388
				5/32	3/16	-	-				
		3665 (6 9/16" wall)	3/16 5/32	1/4	1/4	-	-	not	tested		
				LAM	LAM	-	-				
		3665 (6 9/16" wall)	1/4 LAM	1/4	LAM	-	-	34	29	5/3/10	TL10-386
LAM				1/4	-	-					
LAM		LAM	-	-	-	-	34	29	5/4/10	TL10-387	


STC Ratings

Updated: 06/18/2021 by K.Pim

Operating Style	Series Numbers	Glass 1	Glass 2	Spacer		STC	OITC	Test Date	Test Number		
				Intercept or Cardinal	Foam or Dura****						
 <p>swing door (inswing)</p>	<p>3842/62 (1/2" sill)</p> <p>3942/62 (with ADA)</p> <p>size tested 6168</p>	1/8	1/8					not	tested		
		1/8	3/16								
		1/8	5/32	-	-	29	25	6/22/11	TL11-296		
		3/16	1/8								
		5/32	1/8								
		1/8	1/4	-	-	32	28	6/22/11	TL11-289		
		1/4	1/8								
		1/8	LAM	-	-	32	28	6/22/11	TL11-292		
		LAM	1/8								
		3/16	3/16								
		5/32	5/32							not	tested
		3/16	5/32								
		5/32	3/16								
		3/16	1/4	-	-	30	27	6/22/11	TL11-294		
5/32	1/4										
1/4	3/16										
1/4	5/32										
3/16	LAM	-	-	29	27	6/22/11	TL11-291				
5/32	LAM										
LAM	3/16										
LAM	5/32										
1/4	1/4							not	tested		
1/4	LAM	-	-	32	28	6/22/11	TL11-293				
LAM	1/4										
LAM	LAM	-	-	34	30	6/22/11	TL11-295				


STC Ratings

Updated: 06/18/2021 by K.Pim

Operating Style	Series Numbers	Glass 1	Glass 2	Spacer		STC	OITC	Test Date	Test Number
				Intercept or Cardinal	Foam or Dura****				
swing door (outswing) 	3845/65 (1/2" sill) 3945/65 (with ADA) size tested 6168	1/8	1/8	-	-	28	24	6/23/11	TL11-297
		1/8	3/16	-	-	29	25	6/23/11	TL11-303
		1/8	5/32	-	-				
		3/16	1/8	-	-	28	24	6/23/11	TL11-300
		5/32	1/8	-	-				
		1/8	1/4	-	-	29	26	6/23/11	TL11-301
		1/8	LAM	-	-				
		LAM	1/8	-	-	not	tested		
		3/16	3/16	-	-				
		5/32	5/32	-	-				
		3/16	5/32	-	-	29	26	6/23/11	TL11-302
		5/32	3/16	-	-				
		3/16	1/4	-	-	29	26	6/23/11	TL11-299
		5/32	1/4	-	-				
		LAM	3/16	-	-	not	tested		
LAM	5/32	-	-						
1/4	1/4	-	-	30	27	6/23/11	TL11-304		
1/4	LAM	-	-						
LAM	1/4	-	-	30	27	6/23/11	TL11-298		
LAM	LAM	-	-						


STC Ratings

Updated: 06/18/2021 by K.Pim

Operating Style	Series Numbers	Glass 1	Glass 2	Spacer		STC	OITC	Test Date	Test Number	
				Intercept or Cardinal	Foam or Dura****					
picture window (direct transom) 	3643/63 (inswing)	1/8	1/8					not	tested	
		1/8	3/16							
		1/8	5/32						not	tested
		3/16	1/8							
		5/32	1/8							
		1/8	1/4						not	tested
		1/4	1/8							
		1/8	LAM						not	tested
		LAM	1/8							
		3/16	3/16							
		5/32	5/32						not	tested
		3/16	5/32							
		5/32	3/16							
		3/16	1/4							
		5/32	1/4						not	tested
1/4	3/16									
1/4	5/32									
3/16	LAM									
5/32	LAM						not	tested		
LAM	3/16									
LAM	5/32									
1/4	1/4						not	tested		
1/4	LAM						not	tested		
LAM	1/4									
LAM	LAM						not	tested		


STC Ratings

Updated: 06/18/2021 by K.Pim

Operating Style	Series Numbers	Glass 1	Glass 2	Spacer		STC	OITC	Test Date	Test Number	
				Intercept or Cardinal	Foam or Dura****					
picture window (direct transom) 	3646/66 (outswing)	1/8	1/8					not	tested	
		1/8	3/16							
		1/8	5/32						not	tested
		3/16	1/8							
		5/32	1/8							
		1/8	1/4						not	tested
		1/4	1/8							
		1/8	LAM						not	tested
		LAM	1/8							
		3/16	3/16							
		5/32	5/32						not	tested
		3/16	5/32							
		5/32	3/16							
		3/16	1/4							
		5/32	1/4						not	tested
1/4	3/16									
1/4	5/32									
3/16	LAM									
5/32	LAM						not	tested		
LAM	3/16									
LAM	5/32									
1/4	1/4						not	tested		
1/4	LAM									
LAM	1/4						not	tested		
LAM	LAM						not	tested		


STC Ratings

Updated: 06/18/2021 by K.Pim

Operating Style	Series Numbers	Glass 1	Glass 2	Spacer		STC	OITC	Test Date	Test Number	
				Intercept or Cardinal	Foam or Dura****					
picture window (panel transom) 	3644/64 (inswing)	1/8	1/8					not	tested	
		1/8	3/16							
		1/8	5/32						not	tested
		3/16	1/8							
		5/32	1/8							
		1/8	1/4						not	tested
		1/4	1/8							
		1/8	LAM						not	tested
		LAM	1/8							
		3/16	3/16							
		5/32	5/32						not	tested
		3/16	5/32							
		5/32	3/16							
		3/16	1/4							
		5/32	1/4						not	tested
1/4	3/16									
1/4	5/32									
3/16	LAM									
5/32	LAM						not	tested		
LAM	3/16									
LAM	5/32									
1/4	1/4						not	tested		
1/4	LAM									
LAM	1/4						not	tested		
LAM	LAM									
							not	tested		

STC Ratings

Updated: 06/18/2021 by K.Pim

Operating Style	Series Numbers	Glass 1	Glass 2	Spacer		STC	OITC	Test Date	Test Number	
				Intercept or Cardinal	Foam or Dura****					
picture window (panel transom) 	3647/67 (outswing)	1/8	1/8					not	tested	
		1/8	3/16							
		1/8	5/32						not	tested
		3/16	1/8							
		5/32	1/8							
		1/8	1/4						not	tested
		1/4	1/8							
		1/8	LAM						not	tested
		LAM	1/8							
		3/16	3/16							
		5/32	5/32						not	tested
		3/16	5/32							
		5/32	3/16							
		3/16	1/4							
		5/32	1/4						not	tested
1/4	3/16									
1/4	5/32									
3/16	LAM									
5/32	LAM						not	tested		
LAM	3/16									
LAM	5/32									
1/4	1/4						not	tested		
1/4	LAM									
LAM	1/4						not	tested		
LAM	LAM									
							not	tested		