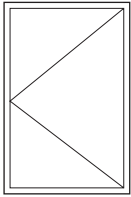
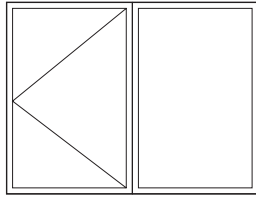


Casement Window

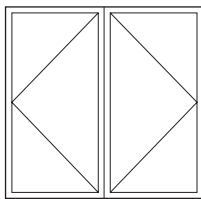
Configurations



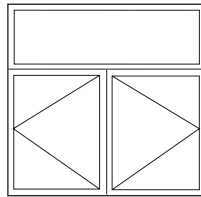
Full Casement




Single Casement



Double Casement



Double bottom Casement



Double Casement/Picture

Minimum/Maximum Sizes

Full Casement

- Min 1'6" Max 3'6"

Single Casement

- Min 3'0" Max 8'5"

Fixed Casement

- Min 1'6" Max 3'6"

Double Casement

- Min 3'0" Max 6'6"

Double Bottom Casement

- Min 3'0" Max 6'7"

Double Casement Picture

- Min 4'3" Max 10'6"

Available Frame Styles

- 1-3/8" Fin Setback
- 1" Fin Setback with J-channel
- 1" Fin Setback with Stucco Key
- 1-1/2" Contour Z-bar
- 1-1/2" Flat Z-bar
- Block Frame (no fin)

NOTE: For engineering approval contact your Milgard representative for any configuration over 40 square feet. Each Milgard Manufacturing plant reserves the right to alter or change sizes and configurations according to location capabilities. Ask your Milgard rep about specialty applications. Windows over 40 square feet shipped open for field glazing. Varies by location.

Not all frame styles available at all Milgard locations. Contact your Milgard Representative for more information.